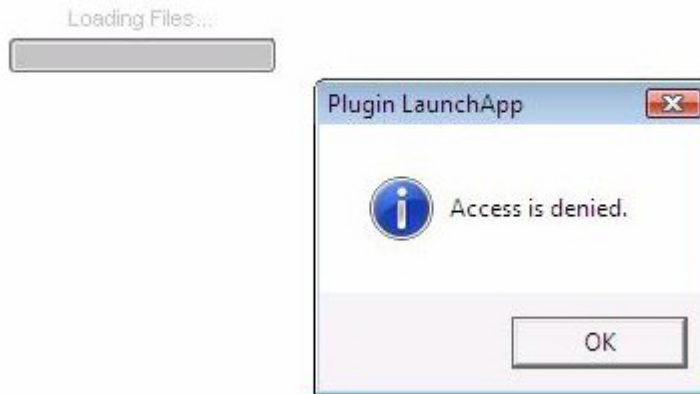


TA-DA! Online For Internet Explorer Users

If you are using Internet Explorer and have IE's Protected Mode on (which is the default in IE7), you will probably see an error message when you try to install Authorware Webplayer plugin or after installation when you try to launch TA-DA! Online.



You will need to list the following websites as "Trusted".

Adobe.com

Tadafinallyfinished.com

You may need to list the actual TA-DA! page shown here:



To list websites as *Trusted*, follow the instructions below.

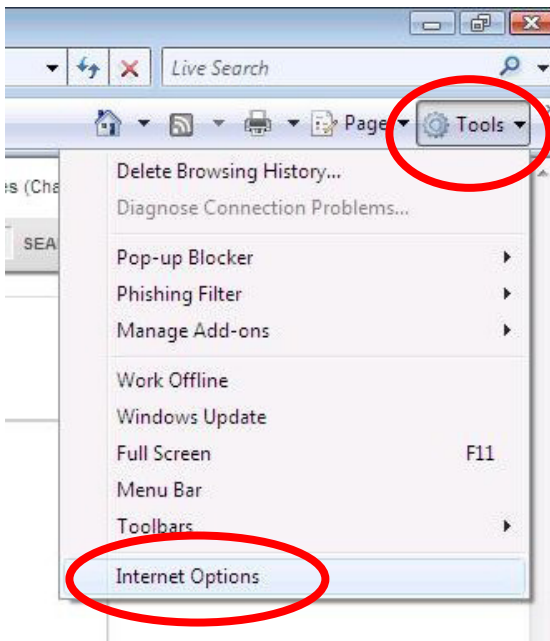
PLEASE NOTE:

You may need to add Adobe.com first.

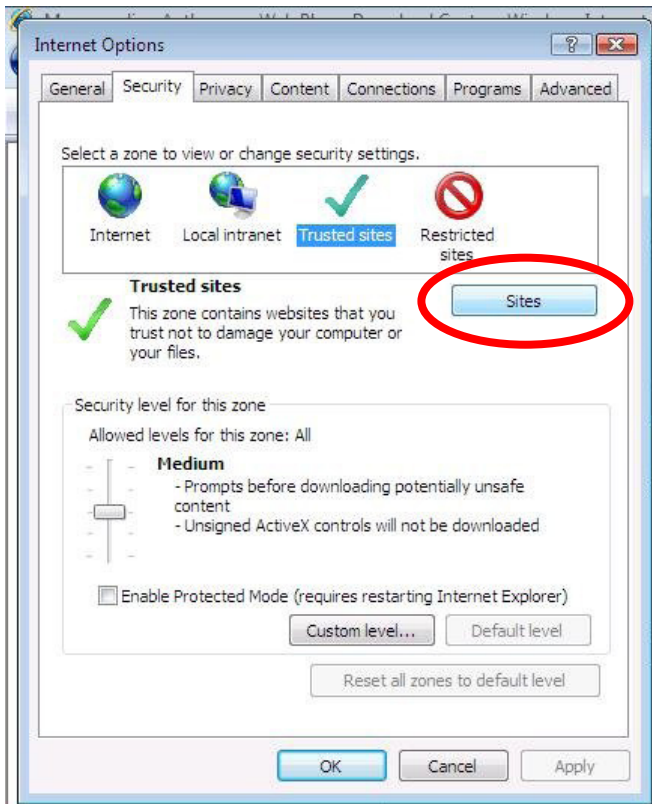
Then install the Authorware Webplayer plugin.

After the plugin is installed you may need to come back and repeat the instructions to add Tadafinallyfinished.com before you can launch TA-DA!

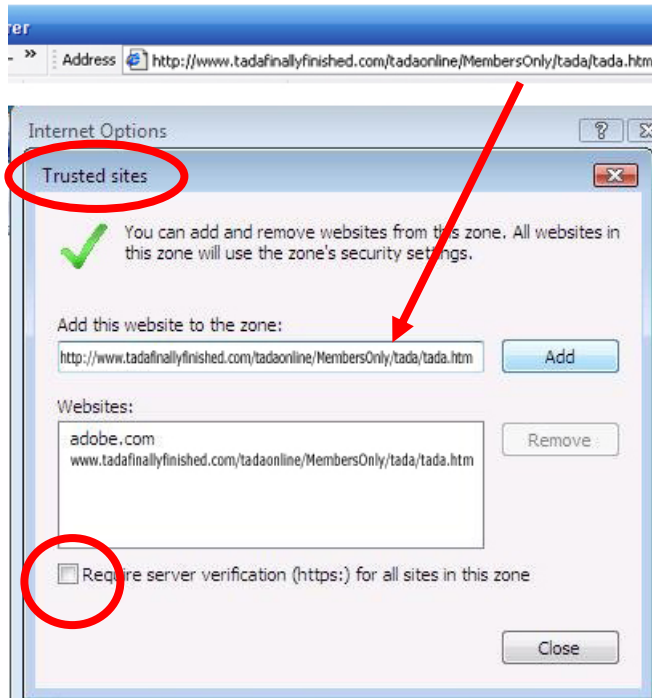
To list websites as *Trusted*, first click on the "Tools" button at the top of your browser page. Then click on "Internet Options".



Next, click on the "Sites" button.



You will see the "Trusted sites" box.



Uncheck "Require server verification (https:) for all sites in this zone".

And type in or copy and paste the website addresses listed previously.

Then click the "Close" button and "Ok" on the Internet Options screen.